




Tool-Smith

RENTAL CATALOG



info@ToolSmith.ws



www.ToolSmith.ws

1-800-317-TOOL



Authorized Sales &
Service Center

Table of Contents

Winches1
Hoists and Accessories2
Chain Manual 2 To 20 Tons	
Trolleys, I-Beam	
Snatch Blocks	
Other	
Hoists and Accessories3
Chain Air Operated 1 To 25 Ton	
Chain Electric 1 To 15 Tons	
Beam Clamp- Up to 15 Ton	
Welders and Accessories4
Dolly Rollers4
Power Converters4
Air Bags5
Hydraulic Cylinders5
Impact Wrenches6
Saws8
Pipe Tools8
Pipe Groovers8
Pipe Threaders8
Conduit Benders8
Hydraulic Torque Wrenches9
Drills9
Grinders9
Demolition Tools10
Diggers	
Paving Breakers	
Chippers	
Hydraulic Tools11
Breakers	
Drills	
Impacts	
Pumps	
Saws	
Tampers	
Grinders	
Power Unit	
HEPA Vacuums12
Miscellaneous12
ARO Pumps12
Rental Agreement13

Air Winch Series	ANSI Rating				Max length of wire rope winch will accommodate, for various wire rope diameters												Rope Anchor Hole Diameter		Recomm ended Hose Size		
	Line Pull		Line Speed	Rope Size	1/4"	5/16"	3/8"	7/16"	1/2"	5/8"	3/4"	7/8"	in		mm						
	lbs	kg	ft	m	in	mm	ft	m	ft	m	ft	m	ft	m	ft	m					
BU7A, BU7APTAB	1000	454	45	14	1/4	6.5	24	75	140	43							3/8	9.53	19		
2UW702, 2UW702PA	1100	500	38	11.6	1/4	6.5	25	76	150	45							13/32	10.33	19		
D6U	1500	680	65	20	5/16	8	357	109	226	69							9/16	14.33	19		
EU, EUAB/PT	2000	905	55	17	5/16	8	357	109	226	69							9/16	14.3	1	25	
EU	2000	905	55	17	5/16	8	977	298	641	195							9/16	14.3	1	25	
HU	2500	1134	110	34	3/8	9.5			686	209	476	145	379	116			11/16	17.51	1/4	32	
HUL	2500	1134	110	34	3/8	9.5			1445	440	1012	308	813	248			11/16	17.51	1/4	32	
H5U	3000	1361	150	46	3/8	9.5			686	209	476	145	379	116			11/16	17.51	1/4	32	
H5UL	3000	1361	150	46	3/8	9.5			1445	440	1012	308	813	248			11/16	17.51	1/4	32	
HU40	4000	1814	70	21	3/8	9.5			686	209	476	145	379	116			11/16	17.51	1/4	32	
HUL40	4000	1814	70	21	3/8	9.5			1445	440	1012	308	813	248			11/16	17.51	1/4	32	
K5U	5000	2268	115	35	1/2	13					851	259	713	217	457	139	11/16	17.51	1/2	38	
K5UL	5000	2268	115	35	1/2	13					1741	531	1427	435	913	278	11/16	17.51	1/2	38	
K6U	10,000	4536	55	17	3/4	19									716	218	535	163	373	1141	
K6UL	10,000	4536	55	17	3/4	19									1438	438	1070	326	775	2361	
* Double Drum w/K5UL	5,000	2268	115	35	1/2	13											1741	531	1427	435	913
* Double Drum w/K6UL	10,000	4536	55	17	3/4	19											1438	438	1070	326	775

*Double Drum Figures are for each drum



Air Winches
Up to 15,000 lbs. capacity

Waterfall Configurations Available
(Double Drum- 10,000 lbs.)

Refer to Selection Chart at left



*New Wire Rope available subject to rope and installation charges



Chain Manual 2 To 20 Tons

Hoist, Chain Manual Operated 20' 10 Ton
Hoist, Chain Manual Operated 20' 15 Ton
Hoist, Chain Manual Operated 20' 20 Ton
Hoist, Chain Manual Operated 20' 6 Ton
Hoist, Chain Manual Operated 30' 10 Ton
Hoist, Chain Manual Operated 30' 12 Ton
Hoist, Chain Manual Operated 30' 5 Ton
Hoist, Chain Manual Operated 30' 6 Ton
Hoist, Chain Manual Operated 50' 2 Ton
Hoist, Manual Operated 30' 6 Ton
Hoist, 5 Ton Manual, 50'



Trolleys, I-Beam

Trolley, 3 Ton (Rental 1 Mo. Minimum)
Trolley, I-Beam 5 Ton
Trolley, I-Beam 6 Ton
Trolley, I-Beam 8 Ton
Trolley, 11 Ton B3
Trolley, I-Beam 12 Ton
Trolley, 15 Ton Hand or Air Powered



Snatch Blocks

Snatch Block Double, Shk-12t, 6", 3/4"R
Snatch Block Single, Hk-12t, 8", 3/4"R
Snatch Block Single, Shk-12t, 8", 3/4"R
Snatch Block Single, Shk-20t, 8", 1"R
Snatch Block Shackle 12 T Double Sheave
Snatch Block Triple, Shk-12-1/2t, 6", 3/4"R
Snatch Block Triple, Shk-12-1/2t, 6", 5/8"R
Snatch Block, 8 Ton , 6" Sheave

Other

Puller Elect Cable 6000lb, Electric Operated 115 Volt
Puller-Super Tugger Electric Complete #60000
Roustabout 2000lb, Lifting Device Model 7150
with Ratchet Type Cable

Chain Air Operated 1 To 25 Ton

Hoist, Chain Air Operated 30' 1-1/2 Ton
Hoist, Chain Air Operated 30' 3 Ton
Hoist, Chain Air Operated 30' 5 Ton
Hoist, Chain Air Operated 30' 6 Ton
Hoist, Chain Air Operated 40' 1/2 Ton
Hoist, Chain Air Operated 40' 1-1/2 Ton
Hoist, Chain Air Operated 40' 3 Ton
Hoist, Chain Air Operated 50' 1-1/2 Ton
Hoist, Chain Air Operated 50' 8 Ton
Hoist, Chain Air Operated 75' 5 Ton
Hoist, Chain Air Operated 75' 6 Ton
Hoist, 1-1/2 Ton 20' Air Hoist
Hoist, 3 Ton 20' Air Hoist
Hoist, 3 Ton 50' Air Hoist
Hoist, 5 Ton 40' Air
Hoist, JD Neuhaus B612 6-12 Ton 80'
Hoist, JD Neuhaus 25TI 25 Ton
Hoist, JD Neuhaus 10TI 10 Ton
Hoist, JD Neuhaus 15TI 15 Ton
Hoist, Ingersoll-Rand LCA025 25 Ton

Chain Electric 1 To 15 Tons

Hoist, Chain Electric Operated 10' 1 Ton
Hoist, Chain Electric Operated 10' 2 Ton
Hoist, Chain Electric Operated 20' 1 Ton
Hoist, Chain Electric Operated 20' 1/2 Ton
Hoist, Chain Electric Operated 20' 2 Ton
Hoist, Chain Electric Operated 30' 1 Ton
Hoist, Chain Electric Operated 30' 2 Ton
Hoist, Chain Electric Operated 80' 15 Ton
Hoist, Electric, 3 Ton 30'

Beam Clamp- Up to 15 Ton

Beam Clamp 5 Ton 6"-12"
Beam Clamp 6 Ton 8"-18"
Beam Clamp 10 Ton
Beam Clamp 15 Ton



Power Converters



Converter PDC 480/120
Converter PDC 480/240/120
Converter PDC 480/240/120

Small
Old Style
New Style

Welders and Accessories



Welder, Miller 4-Pack
Welder, Miller 8-Pack
Welder, Miller S32p Wire Feeder
Welder, Miller XMT304
Wire Feeder, Lincoln LN25
XMT456 Miller Welder

Dolly Rollers



Dolly Roller 7.5 Ton (Set Of 4) Hillman
Dolly Roller 8 Ton (Set Of 4) Hillman
Dolly Roller 50 Ton (Set Of 4) Hillman
Dolly Roller 100 Ton (Set Of 4) Hillman

Hydraulic Cylinders

Cylinders/Jacks Up to 100 Tons

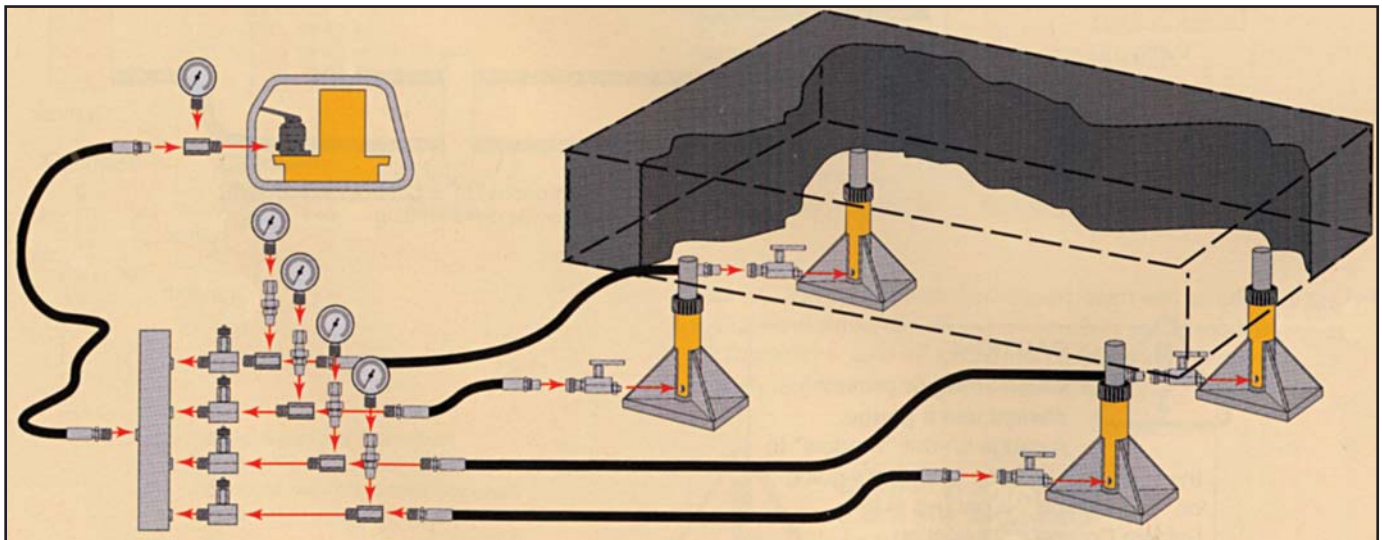
Ram Hydraulic 100t 7 7/8"C 4 Point Lift System. W/Hydraulic. Pump & Hoses

Ram Hydraulic Cylinder 14"C 100 Ton

Jack Hydraulic 100 Ton 3" Stroke



*Hoses and couplings available



Four point lifting set-up using single acting cylinders.

Air Bags

Lifting Bag, 22 Ton Air Operated 20" X 20" X 1" With Air Gauges

Lifting Bag, 32 Ton Air Operated 24" X 24" X 1" With Air Gauges

Lifting Bag, 44 Ton Air Operated, 28" X 28" X 1" With Air Gauges



Impact Wrenches

Impact Tool Selection Chart

The following is a sample of available impact wrenches.
Please contact Tool-Smith for more information.

Bolt Grade	Bolt Diameter, Inches	1/4	5/16	3/8	7/16	1/2	9/16	5/8	3/4	7/8	1	1 1/8	1 1/4	1 3/8	1 1/2	
	Bolt Diameter, mm	6	8	10	11	13	14	16	19	22	25	29	32	35	38	
	Hex Size, Inches	Max	1/2	19/32	11/16	25/32	7/8	31/32	1 1/16	1 1/4	1 7/16	1 5/8	1 13/16	2	2 3/16	2 3/8
		Min	3/8	15/32	9/16	21/32	3/4	27/32	15/16	1 1/8	1 5/16	1 1/2	1 11/16	1 7/8	2 1/8	2 1/4
Grade 1	Torque	ft-lbs	3	6	11	18	28	43	55	97	155	230	340	480	660	860
		Nm	4.07	8.14	14.9	24.4	38	58.3	74.6	132	210	312	461	651	895	1166
	Impactool Recommended		2905	2902	2902	2903	2903	2903	2906	2908	2908	2920	2920	2934	2934	2940
									2906	2906						
Tension	lbs	730	1210	1800	2460	3280	4200	2903	7000	10600	14000	18200	23000	28400	34600	
	kN	3.24	5.38	8.01	10.9	14.6	18.7	5200	31.1	47.1	62.3	80.9	102	126	154	
Grade 5	Torque	ft-lbs	8	16	28	46	70	110	23.1	250	405	600	770	1080	1470	1950
		Nm	10.8	21.7	38	62.4	95	149	140	339	549	814	1044	1464	1933	2644
	Impactool Recommended		2902	2903	2903	2906	2906	2908	190	2920	2920	2934	2934	2940	2940	2950
						2903	2906	2908	2908	2908	2908	2920	1734	1734		2945
Tension	lbs	1900	3100	4600	6350	8450	10900	2906	20000	27400	36000	41000	52000	64000	77000	
	kN	8.4	13.8	20.4	28.2	37.6	48.5	13500	89	122	160	182	231	285	342	
ASTM-A325	Torque	ft-lbs							60	355	570	850	1060	1495	1960	2600
		Nm							200	481	773	1153	1437	2027	2658	3526
	Impactool Recommended								271	2934	2934	2934	2940	2945	2950	5980
										1734	1734	1734	1734			
Tension	lbs								2920	28000	39000	51000	56000	71000	85000	103000
	kN								19000	124	173	227	249	316	378	458
Grade BB ASTM-A354	Torque	ft-lbs	8	15	27	43	66	106	44.5	234	376	565	830	1170	1580	2080
		Nm	10.8	20.3	36.6	58.3	89.5	144	131	317	510	766	1125	1586	2142	2820
	Impactool Recommended		2902	2902	2903	2903	2906	2908	178	2920	2920	2934	2934	2934	2940	2950
							2903	2906	2908							2945
Tension	lbs	1780	2930	4340	5950	7950	10190	2906	18700	25870	33940	44240	56000	69050	83550	
	kN	7.9	13	19.3	26.5	35.4	45.3	12660	83.1	115	151	196	249	307	371	
Grade BC ASTM-A354	Torque	ft-lbs	10	20	35	56	86	138	56.3	306	495	742	1090	1530	2075	2440
		Nm	13.6	27.1	47.5	75.9	117	187	173	415	671	1006	1478	2075	2814	3309
	Impactool Recommended		2902	2902	2903	2906	2906	2908	234	2920	2934	2934	2934	2940	2945	2950
								2906	2908							
Tension	lbs	2340	3850	5700	7815	10430	13380	16610	24550	33960	44550	58070	73500	90630	109620	
	kN	10.4	17.1	25.3	34.8	46.4	59.5	74	109	151	198	258	327	403	488	
Grade 8 ASTM-A354 Grade BD	Torque	ft-lbs	11	23	40	65	99	159	198	350	566	848	1245	1750	2375	3135
		Nm	14.9	31.2	54.2	88.1	134	216	268	475	767	1150	1688	2373	3220	4251
	Impactool Recommended		2902	2903	2903	2906	2906	2908	2908	2920	2934	2934	2934	2945	2950	5980
								2906						2940		
Tension	lbs	2740	4400	6510	8930	11920	15290	18980	28050	38800	50900	66360	84000	103570	125330	
	kN	12.2	19.6	28.9	39.7	53	68	84.4	125	172	226	295	374	461	557	
ASTM-A490	Torque	ft-lbs							250	435	715	1070	1580	2125	2780	3700
		Nm							339	590	970	1451	2142	2882	3770	5017
	Impactool Recommended								2920	2934	2934	2940	2945	2950	5980	5980
										1734	1734	1734			2950	
Tension	lbs								24000	35000	49000	64000	80000	102000	121000	148000
	kN								107	156	218	285	356	454	538	658

Impact Wrenches



Air

- 1 1/2" Square Drive
- 2 1/2" Square Drive
- 3 1/2" Square Drive
- 1/2" Square Drive
- 3/4" Square Drive
- 1" Square Drive

Electric

- 1/2" Square Drive
- 3/4" Square Drive
- 1" Square Drive

*Impact Sockets and accessories available

1 5/8	1 3/4	2	2 1/4	2 1/2	2 3/4	3	3 1/4	3 1/2	3 3/4	4
41	44	51	57	64	70	76	83	89	95	102
2 9/16	2 3/4	3 1/8	3 3/8	3 7/8	4 1/4	4 5/8	5	5 3/8	5 3/4	6 1/8
2 7/16	2 5/8	3	3 1/2	3 3/4	4 1/8	4 1/2	4 7/8	5 1/4	5 5/8	6

These bolts are used on structural steel applications. Torque and tension values are based on running the nut beyond the proof load of the bolt by the turn of the nut method. For detailed information consult the bolt manufacturer.

2700	3400	5150	7500	10300	13100	17100	21800	27500	34000	41300
3661	4610	6983	10170	13967	17764	23188	29561	37290	46104	56003
5980	5980	5982	5982	588	588	588	599	599	599	599
2950		5980								
99680	116480	115120	199360	248640	285080	341780	403725	470400	542850	620025
443	518	690	887	1106	1268	1520	1796	2092	2414	2758
3545	4465	6785	9815	13600	16550	21645	27700	34760	42980	52360
4807	6054	9200	13309	18442	22442	29351	37561	47134	58281	71000
5980	5980	5982	5982	588	588	588	599	599	599	599
130830	152880	203950	261660	326340	361100	432910	517690	595840	687610	785370
582	680	907	1164	1452	1606	1926	2303	2650	3058	3493

These bolts are used on structural steel applications. Torque and tension values are based on running the nut beyond the proof load of the bolt by the turn of the nut method. For detailed information consult the bolt manufacturer.

Pipe Tools



Pipe Groovers

Groover Pipe, Victaulic, 5" Complete
Groover, Pipe, Victaulic, Electric 6"-10"

Pipe Threaders

Threader Pipe Geared 2-1/2"-4"
Threader Pipe Geared 4"-6"
Threader, Ridgid 535
Threading Mach 1/4"- 4" Rigid, Electric Opr 115 V With Dies
2 Hld, With 3 Die Heads

Conduit Benders

With Hydraulic Pump 1" To 5"
Bender Conduit Electric Greenlee 555 1/2"-2" Shoes
Bender Conduit Greenlee 884 1-1/4"-4" Rigid Conduit
Bender Conduit Greenlee 885 1-1/4"-5" Rigid Conduit
Bender Conduit Table For 884, 885 Greenlee Bender
Bender Hydraulic Pump Greenlee Model 960 10000psi Electric
Used
W/1"-4" Benders
Bender Hydraulic Pump Greenlee Model 980 10000psi Elect Used
W/1"-5" Benders



Saws



Saw, Concrete 14" - Hand Held Air Operated
Saw, Floor 24" Concrete, Gasoline Operated 4 Cycle
Band Saw, Horizontal 1/2 HP, Electric Operated 115 Volt
Band Saw, Horizontal 3/4 HP, Electric Operated 115 Volt
Saw, Masonry 17"-20", Electric Operated 115 Volt
Saw, Vertical Band 20", Electric Operated 230 Volt
Saw, Wet Cut 14" Tile, Elect Operated 115 Volt W/Water Hook Up
Band Saw, Milwaukee 28 volt Cordless
Band Saw, Air Powered, CS Unitec

Hydraulic Torque Wrenches

Air or Electric Pump with Dust Hose and Couplings

Complete Selection of Wrenches
200 ft-lb to 27,000 ft-lb

Torque Wrench 1/2" Drive
Torque Wrench 3/4" Drive
Torque Wrench 1" Drive
Torque Wrench 1 1/2" Drive
Torque Wrench 2 1/2" Drive

Cassette Style Available in Selected Sizes



* Hydraulic Torque Wrench calibration service also available

Grinders

Air

Die Grinders Straight and Angle 1/3 HP
Die Grinders Straight and Angle .7 HP
Die Grinders Straight and Angle 1.0 HP

Vertical Grinders 1.0 To 3 HP
Horizontal Grinders 1.0 To 3 HP

Electric

Die Grinders Straight and Angle 1/3 HP
Die Grinders Straight and Angle .7 HP
Die Grinders Straight and Angle 1.0 HP



Drills

Air, Ingersoll-Rand
Electric 1-1/4" Core 230 V, Vert, Water Cld Bit W/Pump
Electric Steel Hawg Magnetic 115 Volt
Steel Hawg, Milwaukee 424





Diggers

Digger ATP 3714
Digger IR 59LA3
Digger IR 93LA1
Digger IR 95LA1
Digger IR 97LC3
Digger Thor 19
Digger Thor 23514G
Digger Thor #16

Paving Breakers

Air and Electric 30 Lb to 90 Lb

Jack Hammer 70 Lb Rotary Air
Breaker- 60 Lb
Breaker- 90 Lb



Chippers

Air and Electric 1" To 9" Stroke

Chipper IR 2A1SA
Chipper IR 2A2SA
Chipper IR 3A1SA
Chipper IR 3A2SA
Chipper IR 4A1SA
Chipper IR 4A2SA
Chipper IR W2A1
Chipper IR W3A1
Chipper JET FBCH-3H
Chipper JET JCO-3H-RV
Chipper SUL AIR RD NOZ
Chipper TAMCO 4H-RV
Chipper Thor 20302A
Air Hammer IR 9001 - 9" Stroke



*Breaker Steel Available

Breakers

Breaker Stanley BR37
Breaker Stanley BR45
Breaker Stanley BR67
Breaker Stanley BR72
Breaker Stanley BR87
Breaker Stanley BR89

Drills

Drill Stanley DL22110
Drill Stanley IDO4810
Hammer Drill Stanley HD08531G

Impacts

Impact Stanley IW12140- 3/4"
Impact Stanley IW16150- 1"
Impact Stanley IW24160- 1 1/2"

Pumps

Pump Stanley TP03
Pump Stanley TP08

Saws

Saw Stanley CR22
Saw Stanley CS05
Saw Stanley CS06
Saw Stanley CS23
Saw Stanley DS11
Saw Stanley DS06

Tampers

Tamper Stanley TA52
Tamper Stanley TA55
Tamper Stanley TA57

Grinders


Grinder Stanley GD29110

Power Unit

8 GPM Stanley HP18/GT18



ARO Pumps



ARO 650249-E
ARO 666053-344
ARO 666053-388
ARO 666100-362-C
ARO 666150-344-C
ARO 666200-362-C
ARO 666201-
ARO 666201-244C
ARO PD30A-AAP-GGG
ARO PF20A-ACP-SGG

HEPA Vacuums



Abatement HEPA Vac -
Electric, 5 Gal With Scaler
Filter Setup Extra Charge
Abatement HEPA Vac -
Electric Operated 110v W/10 Ft Hose, 16 Gal
Filter Setup Extra Charge
Abatement Tornado HEPA Vac -
Air Oprtd Scaler 16 Gal Cap
Filter Setup Extra Charge

Miscellaneous



Cleaner-Steam-Kerosene Electric Opr 110 V, 2.2 Gpm @ 1200
Psi
Blower-Coppus 16" Electric, 480 Volt
Crimper Hypress Bundy Mod # Y60bhu
Gun Hog Ring Air Operated 1/2"
Gun Hog Ring Spenax Air Operated 3/4"
Hydrostatic Test Pump 6000 Psi
Jump Shear
Liquidator, Water Separator
Paint Sprayer Quantum 6000
Plasma Cutter, Thermal Pkmstr 100xl
Rivet Gun Air Huck Bolt
Shear 4' Jacketing Manual

DELIVERY AND PICK-UP OF RENTAL EQUIPMENT:

In no event shall Tool-Smith Company Inc. be liable for any damage arising out of delivery delays, including but not limited to work stoppage, delivery or operational deficiencies or failures, breakdowns, strikes, Acts of God, unavailability of replacement equipment, or of any other nature or from any other cause, whether such delays are unavoidable or not. Customer must contact Tool-Smith Company Inc. to release the equipment back to Tool-Smith Company Inc. and is responsible for the equipment until it is satisfactorily returned to Tool-Smith Company Inc.'s possession.

DISCLAIMER OF WARRANTY

TOOL-SMITH COMPANY INC. MAKES NO WARRANTY OF MERCHANTABILITY OR FITNESS OF THE EQUIPMENT FOR ANY PARTICULAR USE OR PURPOSE, EITHER EXPRESSED OR IMPLIED, STATUTORY OR OTHERWISE. THERE IS NO WARRANTY OR REPRESENTATION THAT THE EQUIPMENT IS FIT FOR THE CUSTOMER'S PARTICULAR USE, OR THAT IT IS FREE OF LATENT DEFECTS. CUSTOMER ACKNOWLEDGES THAT TOOL-SMITH COMPANY INC. IS NOT A MANUFACTURER OF THE EQUIPMENT AND CUSTOMER HEREBY WAIVES ANY AND ALL CLAIMS FOR DAMAGES FOR BREACH OF WARRANTY AGAINST TOOL-SMITH COMPANY INC., INCLUDING BUT NOT LIMITED TO: CLAIMS FOR INJURY, PROPERTY DAMAGE, PARTS, LABOR, DELAY, OR BUSINESS INTERRUPTION BY CUSTOMER OR THIRD PARTIES. UNDER NO CONDITION WILL TOOL-SMITH COMPANY INC. BE RESPONSIBLE FOR SPECIAL, INDIRECT, INCIDENTAL OR CONSEQUENTIAL DAMAGES. NO ORAL REPRESENTATIONS OR WARRANTIES OF ANY NATURE SHALL BE BINDING ON TOOL-SMITH COMPANY INC.

CUSTOMER'S INDEMNIFICATION

Customer agrees to reimburse, indemnify, hold harmless and defend at Customer's expense, Tool-Smith Company Inc., its subsidiaries, parent company, affiliate companies, and their agents, officers, directors and employees, against all losses, liabilities, damages, injuries, demands, costs, expenses (including lawyer and investigative fees) claims, fines, settlements, or penalties, including without limitation: bodily injury, death, property damage or other damage arising out of any breach of this Agreement, Customer's violation of any applicable regulations, or improper use, possession, operation, erection, dismantling, servicing or transport involving the equipment, Customer's contamination of the equipment by any party, strict liability or negligence claims arising out of any defect in the design manufacture, warnings, instructions, operation, repair or failure to discover a defect if incurred by Tool-Smith Company Inc. in any manner from this transaction, including claims of, or liabilities to, third parties. Customer agrees to present a claim to his insurance carrier for all such expenses and in the event Customer has no insurance to cover such losses, Customer agrees to pay Tool-Smith Company Inc. for such losses.

APPLICABLE LAWS

Customer is responsible for complying with all applicable laws with regards to the equipment.

RISK OF LOSS

Delivery of the equipment to the Customer, or pick-up of the equipment from any Tool-Smith Company Inc. site by the Customer or his agent, employee or representative constitutes transfer of all risk of loss to the customer for all damage and/or loss in transit or otherwise. Customer is solely responsible for and agrees to pay Tool-Smith Company Inc. the full replacement value for replacing and/or repairing damage to, or contamination of, the equipment, including labor, from any cause whatsoever, and further agrees to pay Tool-Smith Company Inc. all expenses for loss of use, claims, administration fees, diminishment in value, towing, storage, or impound fees, and costs incurred by Tool-Smith Company Inc. to recover the equipment and establish damages, regardless of fault or negligence of the Customer or any person, and regardless of if the damages are the result of an Act of God. Customer's payment to Tool-Smith Company Inc. shall be made promptly upon the Customer's receipt of Tool-Smith Company Inc.'s invoice therefore. Use of the equipment by persons other than the Customer or Authorized Operators will be at the sole risk of the Customer.

CUSTOMER'S RESPONSIBILITIES

Customer assumes full responsibility for any damage to, and/or destruction or loss of, the rented equipment and any and all property transported by, with, or in the rented equipment. Customer is fully responsible for the safe operation of the equipment. Customer must return the equipment to Tool-Smith Company Inc. in the same good clean condition as received; ordinary wear and tear excepted, or be responsible for payment of all equipment repair and cleaning expenses.

RENTAL PERIODS

Rental periods are established as day, week, and 4-week. Calendar months are not recognized as rental periods. Rental rates are established by Tool-Smith Company Inc.

CUSTOMER INSURANCE OBLIGATION

Customer is solely responsible for providing adequate insurance coverage to meet all of his responsibilities under this agreement.

Birmingham Headquarters
1300 4th Avenue South
Birmingham, AL 35233
Phone: (205) 323-2576
Fax: (205) 323-9060
TF: (800) 317-8665

Mobile

920 Lakeside Drive
Mobile, AL 36693
Phone: (251) 661-0404
Fax: (251) 661-8970
TF: (800) 309-6001

Nashville

665 Massman Drive
Nashville, TN 37210
Phone: (615) 883-4833
Fax: (615) 883-4236
TF: (888) 857-6484

Atlanta

5600 Oakbrook Parkway, Suite 140
Norcross, GA 30093
Phone: (770) 448-4844
Fax: (770) 448-7395
TF: (866) 805-8665

www.ToolSmith.WS

info@ToolSmith.WS

1-800-317-TOOL